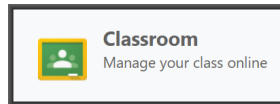


How **students** can access Google Classroom

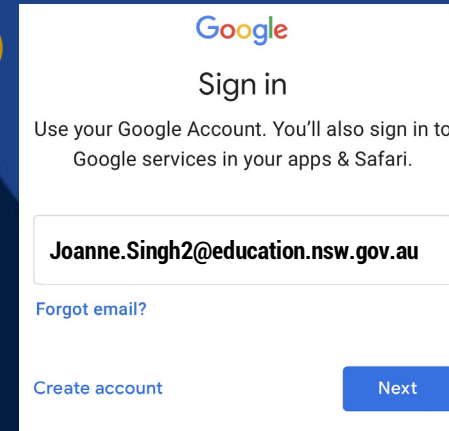
Sign into Google Classroom with a desktop browser



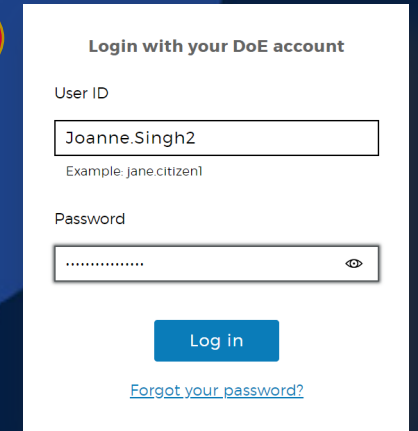
1. Use a **modern browser** in Windows, MacOS or Linux
2. Browse to your DoE Portal at:
<https://portal.det.nsw.edu.au>
3. Sign in with your **department credentials** **B**
4. Select **Google G Suite** from the **Learning** box at the right
5. Choose **Classroom** from the list of apps



A



B



Accessing Google Classroom using mobile Apps

1. Multiple **G Suite apps** are needed:



- Google **Drive**
- Google **Docs**
- Google **Slides**
- Google **Classroom**

[LINK](#)
[LINK](#)
[LINK](#)
[LINK](#)

[LINK](#)
[LINK](#)
[LINK](#)
[LINK](#)

2. Install the **four** correct apps to your device
3. Open **Google Drive** and sign in with your **DoE GOOGLE account** and choose **Next** **A**
4. The **DoE log on screen** **B** will appear. Sign in with your normal department credentials
5. Once signed in **all four Google G Suite apps** will be ready for use!

